

CLIO CUP FRANCE & CENTRAL EUROPE Amended

SPA EURO RACE RACE 2 (25' +1 lap)

Final Classification

Drivers	Nat	Team	Vehicle	Class	Laps	Total Time	Gap	Kph	Best Lap	
									Lap	Time Kph
1 69 Sebastiaan Bleekemolen	NLD	Team Bleekemolen		CE	7	21:53.735	-	134.3	4	2:48.272 149.8
2 11 Tomas Pekar	CZE	Carpek Service		CE	7	21:53.969	+0.234	134.3	4	2:47.840 150.2
3 55 Stephan Polderman	BEL	Team Bleekemolen		CE	7	21:55.260	+1.525	134.2	2	2:48.600 149.6
4 31 Karol Urbaniak	POL	BM Racing Team		CE	7	21:56.734	+2.999	134.0	3	2:49.111 149.1
5 56 Rene Steenmetz	NLD	Team Bleekemolen		CE	7	21:57.046	+3.311	134.0	4	2:48.283 149.8
6 9 Andreas Stucki	CHE	Stucki Motorsport		CE	7	21:58.957	+5.222	133.8	4	2:48.868 149.3
7 20 Bartosz Paziewski	POL	Seyffarth Motorsport		CE	7	21:59.025	+5.290	133.8	2	2:48.697 149.5
8 17 Albert Legutko	POL	BM Racing Team		CE	7	21:59.170	+5.435	133.8	2	2:48.905 149.3
9 6 René Leutenegger	CHE	No name fighter		CE	7	21:59.401	+5.666	133.8	3	2:49.472 148.8
10 25 Denis Bulatov	RUS	Seyffarth Motorsport		CE	7	21:59.702	+5.967	133.7	4	2:49.397 148.8
11 66 Niklas Mackschin	DEU	Ahrens Racing Team		CE	7	21:59.969	+6.234	133.7	4	2:49.500 148.8
12 33 Daniel Nyffeler	CHE	No name fighter		CE	7	22:00.791	+7.056	133.6	4	2:49.226 149.0
13 57 Aarni Salminen	FIN	Salminen Racing		CE	7	22:02.456	+8.721	133.5	4	2:49.585 148.7
14 5 Kevin Landwehr	DEU	Schlaug Motorsport		CE	7	22:03.020	+9.285	133.4	7	2:51.454 147.1
15 3 Loris Prattes	DEU	Schläppi Race-Tec		CE	7	22:03.763	+10.028	133.3	3	2:49.685 148.6
16 54 Michael Bleekemolen	NLD	Team Bleekemolen		CE	7	22:04.815	+11.080	133.2	4	2:49.344 148.9
17 24 Antonio Citera	AUT	RTM Motorsport		CE	7	22:07.539	+13.804	133.0	7	2:53.263 145.5
18 15 Lucas Groeneveld	POL	Certainty Racing Team		CE	7	22:12.440	+18.705	132.5	4	2:54.844 144.2
19 19 Robin Rogalski	POL	Seyffarth Motorsport		CE	7	22:33.928	+40.193	130.4	3	2:51.098 147.4
20 27 Benoit Castagne		RAIWOIT RACING		FR	7	23:16.611	+1:22.876	126.4	6	2:48.135 150.0
21 177 Jeremy Sarhy		VIC TEAM		FR	7	23:17.048	+1:23.313	126.3	6	2:47.957 150.1
22 2 Marc Guillot		MILAN COMPETITION		FR	7	23:17.228	+1:23.493	126.3	6	2:48.160 149.9
23 39 David Pouget		GPA RACING		FR	7	23:17.504	+1:23.769	126.3	6	2:47.940 150.1
24 105 Nicolas Milan		MILAN COMPETITION		FR	7	23:17.747	+1:24.012	126.3	6	2:47.954 150.1
25 47 Dorian Guldenfels		RAIWOIT RACING		FR	7	23:19.617	+1:25.882	126.1	6	2:48.298 149.8
26 123 Jordi Palomeras		MILAN COMPETITION		FR	7	23:20.510	+1:26.775	126.0	7	2:48.692 149.5
27 85 Thibaut Bossy		TEAM TB2S		FR	7	23:20.661	+1:26.926	126.0	7	2:48.540 149.6
28 211 Corentin Tierce		TIERCE RACING		FR	7	23:24.285	+1:30.550	125.7	2	2:48.884 149.3
29 26 Pierre-Etienne Chaumat		TB2S		FR	7	23:24.537	+1:30.802	125.7	2	2:49.672 148.6
30 117 Guillaume Savoldelli		TB2S		FR	7	23:24.892	+1:31.157	125.6	7	2:49.456 148.8
31 7 Mickael Carree		T2CM		FR	7	23:26.457	+1:32.722	125.5	7	2:50.032 148.3
32 34 Pierre Tierce		TIERCE RACING		FR	7	23:26.848	+1:33.113	125.5	3	2:49.775 148.5
33 12 Emmanuel Raffin		AUTOSPORT GP		FR	7	23:31.015	+1:37.280	125.1	7	2:49.656 148.6
34 41 David Pajot		LMV SPORT		FR	7	23:31.449	+1:37.714	125.0	7	2:49.498 148.8
35 111 Mathieu Lannepoudenx		MILAN COMPETITION		FR	7	23:31.687	+1:37.952	125.0	6	2:50.452 147.9
36 169 Jeremy Curty		CARMINE COMPETITION		FR	7	23:38.345	+1:44.610	124.4	2	2:49.882 148.4
37 72 Kevin Jimenez		GPA RACING		FR	7	23:39.397	+1:45.662	124.3	3	2:50.334 148.0
38 40 Vincent Brunerie		MILAN COMPETITION		FR	7	23:39.892	+1:46.157	124.3	3	2:50.275 148.1
39 50 Gregory Touzalin		MILAN COMPETITION		FR	7	23:40.295	+1:46.560	124.3	7	2:51.556 147.0
40 63 Stéphane Auriacombe		TIERCE RACING		FR	7	23:40.757	+1:47.022	124.2	7	2:50.968 147.5
41 144 Veenesh Shunker		CLAIRET SPORT		FR	7	23:41.632	+1:47.897	124.2	7	2:50.814 147.6
42 71 Euripides Hatzistefanis		TEAM VRT		FR	7	23:44.729	+1:50.994	123.9	2	2:51.893 146.7
43 16 Come Raffin		AUTOSPORT GP		FR	7	23:51.709	+1:57.974	123.3	7	2:54.706 144.3
44 115 Samuel Raffin		AUTOSPORT GP		FR	7	23:52.805	+1:59.070	123.2	7	2:56.286 143.0
45 78 Jérôme Da Ros		CARMINE COMPETITION		FR	7	23:54.537	+2:00.802	123.0	2	2:53.893 145.0
46 110 Eric Rollery		CARMINE COMPETITION		FR	7	23:56.406	+2:02.671	122.9	7	2:54.149 144.8
47 30 Max Zschuppe	DEU	Seyffarth Motorsport		CE	6	19:12.528	1 Lap	131.3	3	2:51.391 147.1
48 23 Sandro Soubek	AUT	MAIR Racing Osttirol		CE	6	19:41.014	1 Lap	128.1	3	2:50.209 148.1
Not classified:										
77 Dominique Schaak	DEU	Ahrens Racing Team		CE	4	11:48.549			4	2:51.189 147.3
44 Lisa Brunner	DEU	Stucki Motorsport		CE	4	11:49.017			3	2:51.737 146.8
4 Tomasz Wojcik	DEU	Stucki Motorsport		CE	4	11:49.088			3	2:51.665 146.9
155 Adeline Prudent		CARMINE COMPETITION		FR						

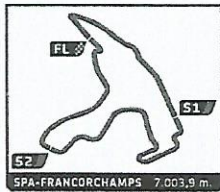
DRIVE THROUGH CONVERTED IN 30 SECONDS PENALTY TO CAR 19 (DEC. N°7) AND CAR 23 (DEC. N°8)

Published at:

Track Status: **DRY**

Stewards:

Timekeeper:



CLIO CUP FRANCE & CENTRAL EUROPE Amended
SPA EURO RACE
RACE 2

Final Classification by Class

Nr. Driver	Nat	Team	Car	Laps	Total Time	Gap	Kph	Best Lap			
								Lap	Time	Kph	
CE											
1	69	Sebastiaan Bleekemolen	NLD	Team Bleekemolen	7	21:53.735	134.3	4	2:48.272	149.8	
2	11	Tomas Pekar	CZE	Carpek Service	7	21:53.969	+0.234	134.3	4	2:47.840	150.2
3	55	Stephan Polderman	BEL	Team Bleekemolen	7	21:55.260	+1.525	134.2	2	2:48.600	149.6
4	31	Karol Urbaniak	POL	BM Racing Team	7	21:56.734	+2.999	134.0	3	2:49.111	149.1
5	56	Rene Steenmetz	NLD	Team Bleekemolen	7	21:57.046	+3.311	134.0	4	2:48.283	149.8
6	9	Andreas Stucki	CHE	Stucki Motorsport	7	21:58.957	+5.222	133.8	4	2:48.868	149.3
7	20	Bartosz Paziewski	POL	Seyffarth Motorsport	7	21:59.025	+5.290	133.8	2	2:48.697	149.5
8	17	Albert Legutko	POL	BM Racing Team	7	21:59.170	+5.435	133.8	2	2:48.905	149.3
9	6	René Leutenegger	CHE	No name fighter	7	21:59.401	+5.666	133.8	3	2:49.472	148.8
10	25	Denis Bulatov	RUS	Seyffarth Motorsport	7	21:59.702	+5.967	133.7	4	2:49.397	148.8
11	66	Niklas Mackschin	DEU	Ahrens Racing Team	7	21:59.969	+6.234	133.7	4	2:49.500	148.8
12	33	Daniel Nyffeler	CHE	No name fighter	7	22:00.791	+7.056	133.6	4	2:49.226	149.0
13	57	Aarni Salminen	FIN	Salminen Racing	7	22:02.456	+8.721	133.5	4	2:49.585	148.7
14	5	Kevin Landwehr	DEU	Schlaug Motorsport	7	22:03.020	+9.285	133.4	7	2:51.454	147.1
15	3	Loris Prattes	DEU	Schläppi Race-Tec	7	22:03.763	+10.028	133.3	3	2:49.685	148.6
16	54	Michael Bleekemolen	NLD	Team Bleekemolen	7	22:04.815	+11.080	133.2	4	2:49.344	148.9
17	24	Antonio Citera	AUT	RTM Motorsport	7	22:07.539	+13.804	133.0	7	2:53.263	145.5
18	15	Lucas Groeneveld	POL	Certainty Racing Team	7	22:12.440	+18.705	132.5	4	2:54.844	144.2
19	19	Robin Rogalski	POL	Seyffarth Motorsport	7	22:33.928	+40.193	130.4	3	2:51.098	147.4
20	30	Max Zschuppe	DEU	Seyffarth Motorsport	6	19:12.528	1 Laps	131.3	3	2:51.391	147.1
21	23	Sandro Soubek	AUT	MAIR Racing Osttirol	6	19:41.014	1 Laps	128.1	3	2:50.209	148.1
Not classified:											
77	Dominique Schaak	DEU	Ahrens Racing Team	4	11:48.549	3 Laps	142.3	4	2:51.189	147.3	
44	Lisa Brunner	DEU	Stucki Motorsport	4	11:49.017	3 Laps	142.2	3	2:51.737	146.8	
4	Tomasz Wojcik	DEU	Stucki Motorsport	4	11:49.088	3 Laps	142.2	3	2:51.665	146.9	


DRIVE THROUGH CONVERTED IN 30 SECONDS PENALTY TO CAR 19 (DEC. N°7) AND CAR 23 (DEC. N°8)

Published at:

Track Status: **DRY**

Stewards:	Timekeeper:

Handwritten notes and signatures:
J. Schmidt
20.06.17



CLIO CUP FRANCE & CENTRAL EUROPE Amended
SPA EURO RACE
RACE 2

Final Classification by Class

Nr. Driver	Nat	Team	Car	Laps	Total Time	Gap	Kph	Best Lap		
								Lap	Time	Kph
FR										
1	27	Benoit Castagne	RAIWOIT RACING	7	23:16.611		126.4	6	2:48.135	150.0
2	177	Jeremy Sarthy	VIC TEAM	7	23:17.048	+0.437	126.3	6	2:47.957	150.1
3	2	Marc Guillot	MILAN COMPETITION	7	23:17.228	+0.617	126.3	6	2:48.160	149.9
4	39	David Pouget	GPA RACING	7	23:17.504	+0.893	126.3	6	2:47.940	150.1
5	105	Nicolas Milan	MILAN COMPETITION	7	23:17.747	+1.136	126.3	6	2:47.954	150.1
6	47	Dorian Guldenfels	RAIWOIT RACING	7	23:19.617	+3.006	126.1	6	2:48.298	149.8
7	123	Jordi Palomeras	MILAN COMPETITION	7	23:20.510	+3.899	126.0	7	2:48.692	149.5
8	85	Thibaut Bossy	TEAM TB2S	7	23:20.661	+4.050	126.0	7	2:48.540	149.6
9	211	Corentin Tierce	TIERCE RACING	7	23:24.285	+7.674	125.7	2	2:48.884	149.3
10	26	Pierre-Etienne Chaumat	TB2S	7	23:24.537	+7.926	125.7	2	2:49.672	148.6
11	117	Guillaume Savoldelli	TB2S	7	23:24.892	+8.281	125.6	7	2:49.456	148.8
12	7	Mickaël Carree	T2CM	7	23:26.457	+9.846	125.5	7	2:50.032	148.3
13	34	Pierre Tierce	TIERCE RACING	7	23:26.848	+10.237	125.5	3	2:49.775	148.5
14	12	Emmanuel Raffin	AUTOSPORT GP	7	23:31.015	+14.404	125.1	7	2:49.656	148.6
15	41	David Pajot	LMV SPORT	7	23:31.449	+14.838	125.0	7	2:49.498	148.8
16	111	Mathieu Lannepoudenx	MILAN COMPETITION	7	23:31.687	+15.076	125.0	6	2:50.452	147.9
17	169	Jeremy Curty	CARMINE COMPETITION	7	23:38.345	+21.734	124.4	2	2:49.882	148.4
18	72	Kevin Jimenez	GPA RACING	7	23:39.397	+22.786	124.3	3	2:50.334	148.0
19	40	Vincent Brunerie	MILAN COMPETITION	7	23:39.892	+23.281	124.3	3	2:50.275	148.1
20	50	Gregory Touzalin	MILAN COMPETITION	7	23:40.295	+23.684	124.3	7	2:51.556	147.0
21	63	Stéphane Auriacombe	TIERCE RACING	7	23:40.757	+24.146	124.2	7	2:50.968	147.5
22	144	Veenesh Shunker	CLAIRET SPORT	7	23:41.632	+25.021	124.2	7	2:50.814	147.6
23	71	Euripides Hatzistefanis	TEAM VRT	7	23:44.729	+28.118	123.9	2	2:51.893	146.7
24	16	Come Raffin	AUTOSPORT GP	7	23:51.709	+35.098	123.3	7	2:54.706	144.3
25	115	Samuel Raffin	AUTOSPORT GP	7	23:52.805	+36.194	123.2	7	2:56.286	143.0
26	78	Jerôme Da Ros	CARMINE COMPETITION	7	23:54.537	+37.926	123.0	2	2:53.893	145.0
27	110	Eric Rollery	CARMINE COMPETITION	7	23:56.406	+39.795	122.9	7	2:54.149	144.8

Not classified:

155 Adeline Prudent

CARMINE COMPETITION

DRIVE THROUGH CONVERTED IN 30 SECONDS PENALTY TO CAR 19 (DEC. N°7) AND CAR 23 (DEC. N°8)


Published at:

Track Status: **DRY**

Stewards:

Timekeeper:

(Handwritten signatures of Stewards and Timekeeper)



CLIO CUP FRANCE & CENTRAL EUROPE Amended

**SPA EURO RACE
RACE 2**

Final Classification by Group

Nr. Driver	Nat	Team	Car	Laps	Total Time	Gap	Kph	Best Lap			
								Lap	Time	Kph	
CE-G											
1	55	Stephan Polderman	BEL	Team Bleekemolen	7	21:55.260		134.2	2	2:48.600	149.6
2	56	Rene Steenmetz	NLD	Team Bleekemolen	7	21:57.046	+1.786	134.0	4	2:48.283	149.8
3	6	René Leutenegger	CHE	No name fighter	7	21:59.401	+4.141	133.8	3	2:49.472	148.8
4	54	Michael Bleekemolen	NLD	Team Bleekemolen	7	22:04.815	+9.555	133.2	4	2:49.344	148.9
5	24	Antonio Citera	AUT	RTM Motorsport	7	22:07.539	+12.279	133.0	7	2:53.263	145.5

DRIVE THROUGH CONVERTED IN 30 SECONDS PENALTY TO CAR 19 (DEC. N°7) AND CAR 23 (DEC. N°8)

Published at

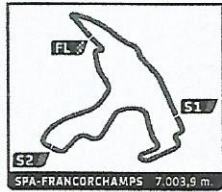
Track Status: **DRY**

Stewards:

Timekeeper:

[Handwritten signatures of stewards and timekeeper]

J. Dray
16/06/17



CLIO CUP FRANCE & CENTRAL EUROPE Amended
SPA EURO RACE
RACE 2

Final Classification by Group

Nr. Driver	Nat	Team	Car	Laps	Total Time	Gap	Kph	Best Lap			
								Lap	Time Kph		
CE-R											
1	31	Karol Urbaniak	POL	BM Racing Team	7	21:56.734		134.0	3	2:49.111	149.1
2	20	Bartosz Paziewski	POL	Seyffarth Motorsport	7	21:59.025	+2.291	133.8	2	2:48.697	149.5
3	17	Albert Legutko	POL	BM Racing Team	7	21:59.170	+2.436	133.8	2	2:48.905	149.3
4	25	Denis Bulatov	RUS	Seyffarth Motorsport	7	21:59.702	+2.968	133.7	4	2:49.397	148.8
5	5	Kevin Landwehr	DEU	Schlaug Motorsport	7	22:03.020	+6.286	133.4	7	2:51.454	147.1
6	3	Loris Prattes	DEU	Schläppi Race-Tec	7	22:03.763	+7.029	133.3	3	2:49.685	148.6
7	15	Lucas Groeneveld	POL	Certainty Racing Team	7	22:12.440	+15.706	132.5	4	2:54.844	144.2
8	19	Robin Rogalski	POL	Seyffarth Motorsport	7	22:33.928	+37.194	130.4	3	2:51.098	147.4
9	30	Max Zschuppe	DEU	Seyffarth Motorsport	6	19:12.528	1 Laps	131.3	3	2:51.391	147.1

DRIVE THROUGH CONVERTED IN 30 SECONDS PENALTY TO CAR 19 (DEC. N°7) AND CAR 23 (DEC. N°8)


Published at:

Track Status: **DRY**

Stewards:

Timekeeper:

(Handwritten signatures of Stewards and Timekeeper)



CLIO CUP FRANCE & CENTRAL EUROPE Amended

SPA EURO RACE
RACE 2

Final Classification by Group

Nr. Driver	Nat	Team	Car	Laps	Total Time	Gap	Kph	Best Lap		
								Lap	Time	Kph
FRA-G										
1	7	Mickael Carree	T2CM	7	23:26.457		125.5	7	2:50.032	148.3
2	12	Emmanuel Raffin	AUTOSPORT GP	7	23:31.015	+4.558	125.1	7	2:49.656	148.6
3	41	David Pajot	LMV SPORT	7	23:31.449	+4.992	125.0	7	2:49.498	148.8
4	50	Gregory Touzalin	MILAN COMPETITION	7	23:40.295	+13.838	124.3	7	2:51.556	147.0
6	63	Stéphane Auriacombe	TIERCE RACING	7	23:40.757	+14.300	124.2	7	2:50.968	147.5
6	71	Euripides Hatzistefanis	TEAM VRT	7	23:44.729	+18.272	123.9	2	2:51.893	146.7
7	115	Samuel Raffin	AUTOSPORT GP	7	23:52.805	+26.348	123.2	7	2:56.286	143.0
8	110	Eric Rollery	CARMINE COMPETITION	7	23:56.406	+29.949	122.9	7	2:54.149	144.8

DRIVE THROUGH CONVERTED IN 30 SECONDS PENALTY TO CAR 19 (DEC. N°7) AND CAR 23 (DEC. N°8)

Published at

Track Status: **DRY**


Stewards:

(Handwritten signatures of stewards)

Timekeeper:

(Handwritten signature of timekeeper)

(Handwritten signature and license number: Lic 288)



CLIO CUP FRANCE & CENTRAL EUROPE Amended
SPA EURO RACE
RACE 2

Final Classification by Group

Nr. Driver	Nat	Team	Car	Laps	Total Time	Gap	Kph	Best Lap		
								Lap	Time	Kph
FRA J										
1	47	Dorian Guldenfels	RAIWOIT RACING	7	23:19.617		126.1	6	2:48.298	149.8
2	211	Corentin Tierce	TIERCE RACING	7	23:24.285	+4.668	125.7	2	2:48.884	149.3
3	34	Pierre Tierce	TIERCE RACING	7	23:26.848	+7.231	125.5	3	2:49.775	148.5
4	111	Mathieu Lannepoudenx	MILAN COMPETITION	7	23:31.687	+12.070	125.0	6	2:50.452	147.9
5	72	Kevin Jimenez	GPA RACING	7	23:39.397	+19.780	124.3	3	2:50.334	148.0
6	40	Vincent Brunerie	MILAN COMPETITION	7	23:39.892	+20.275	124.3	3	2:50.275	148.1
7	16	Come Raffin	AUTOSPORT GP	7	23:51.709	+32.092	123.3	7	2:54.706	144.3
Not classified:										
155		Adeline Prudent	CARMINE COMPETITION							

DRIVE THROUGH CONVERTED IN 30 SECONDS PENALTY TO CAR 19 (DEC. N°7) AND CAR 23 (DEC. N°8)

Published at:

Track Status: **DRY**

Stewards:

Adeline Prudent
M. Lannepoudenx
J. Brunerie
lie 2785

Timekeeper:

J. Brunerie